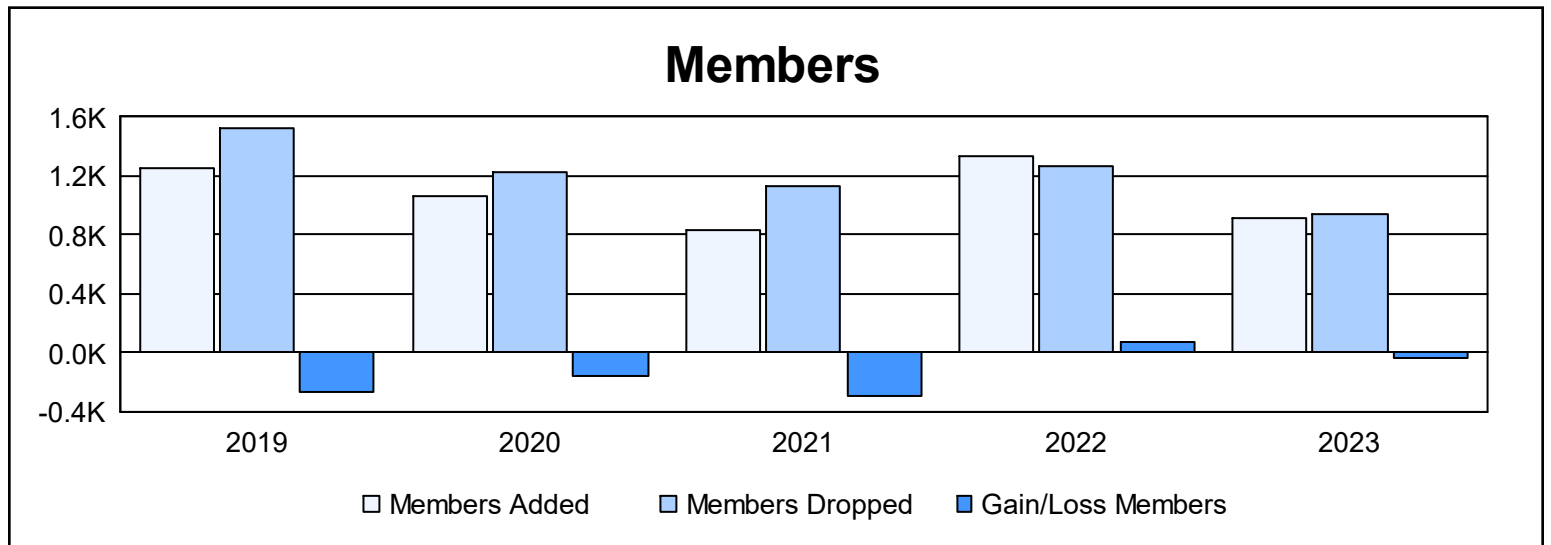
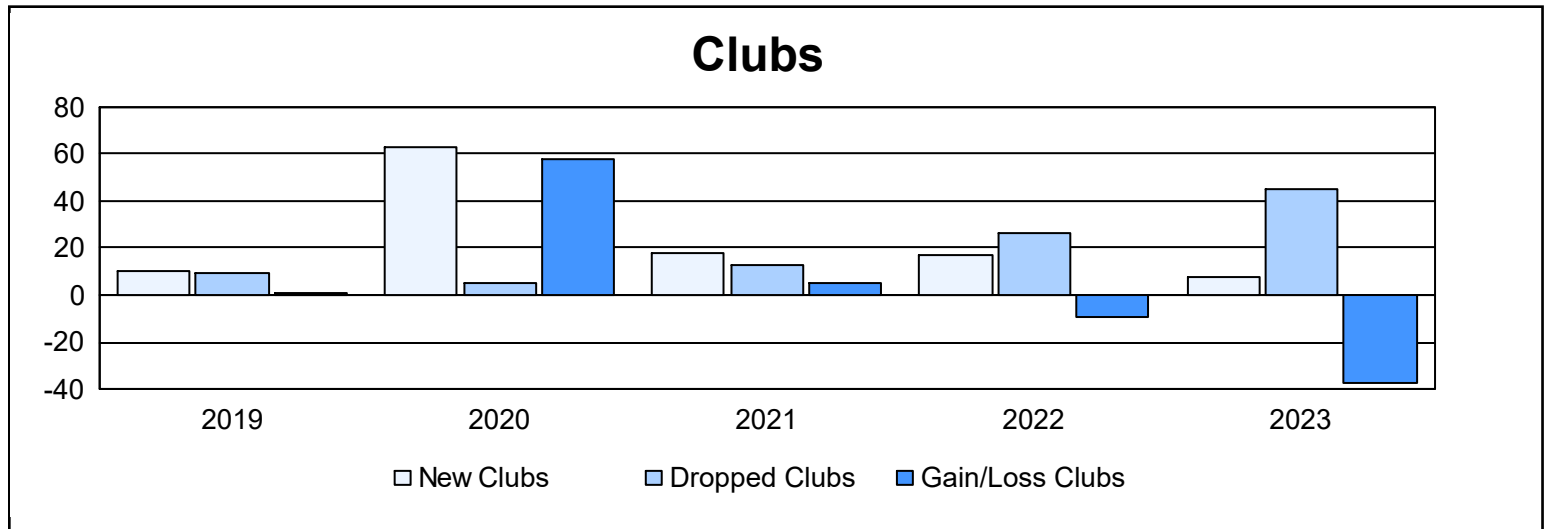
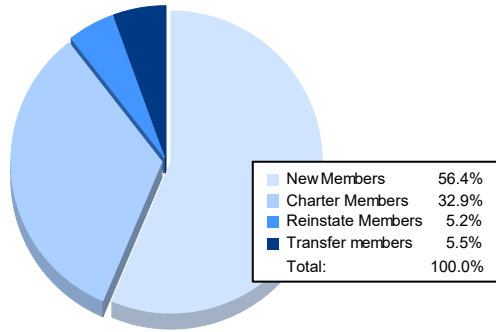


| Year           | New Clubs | Dropped Clubs | Gain/ Loss Clubs | New Members | Charter Members | Reinstate Members | Transfer Members | Total Member Added | Total Members Dropped | Gain/ Loss Members |
|----------------|-----------|---------------|------------------|-------------|-----------------|-------------------|------------------|--------------------|-----------------------|--------------------|
| 2018-2019      | 10        | 9             | 1                | 613         | 328             | 303               | 15               | 1,259              | 1,525                 | -266               |
| 2019-2020      | 63        | 5             | 58               | 322         | 551             | 179               | 15               | 1,067              | 1,223                 | -156               |
| 2020-2021      | 18        | 13            | 5                | 481         | 215             | 111               | 27               | 834                | 1,130                 | -296               |
| 2021-2022      | 17        | 26            | -9               | 698         | 445             | 158               | 36               | 1,337              | 1,268                 | 69                 |
| 2022-2023      | 8         | 45            | -37              | 512         | 299             | 47                | 50               | 908                | 939                   | -31                |
| <b>Average</b> | <b>23</b> | <b>20</b>     | <b>4</b>         | <b>525</b>  | <b>368</b>      | <b>160</b>        | <b>29</b>        | <b>1,081</b>       | <b>1,217</b>          | <b>-136</b>        |



### Membership Composition June 2023 Cumulative



### Gender Composition June 2023 Cumulative

